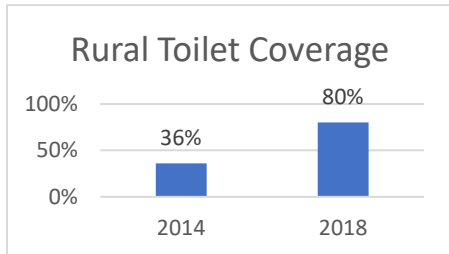


Comparison of Performance of NDA & UPA-2 Social Sector

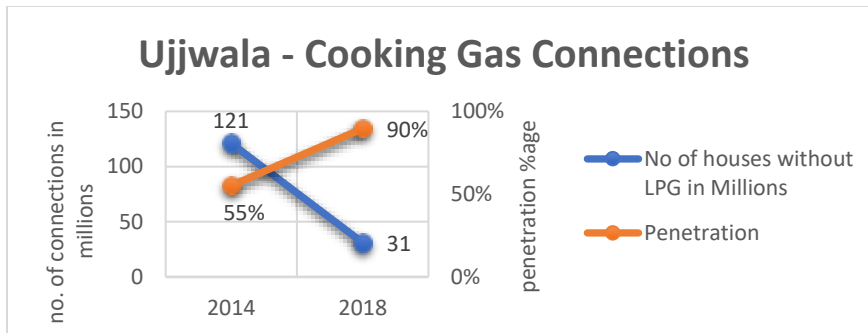
Congress leaders always claim that all NDA schemes, such as Swachh Bharat etc. are just repackaging of the same scheme that UPA has been using. However, numbers don't lie.

1. Swachh Bharat – As per last available study in UPA-2 rule, in 2013, 64% of the rural population did not have access to toilets, 80% had access in 2018. A state like Rajasthan has gone up from 24% to 100%!



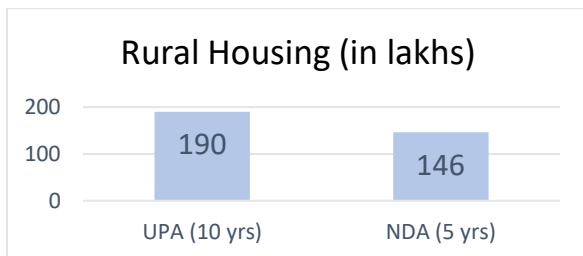
From: data.gov.in ([2014](#) & [2018](#))

2. Ujjwala Scheme – Free cooking gas connectivity (followed by subsidized gas refill) has been provided to 5.8 crore households. This has reduced the number of household with no gas connection from 12.1 crores in 2014 to 3.1 crore in 2015. A total of 13 crore connections were issued in last 50 years since LPG was introduced in India, while almost a similar number, including those under non-subsidized category, were issued in last 54 months!



From: data.gov.in & <http://www.pmujjwalayojana.com/>

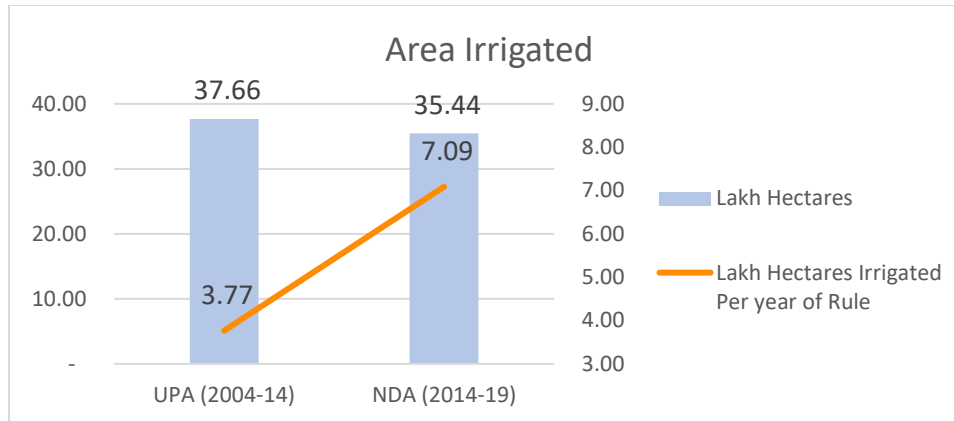
3. Housing – For rural housing, the government has helped construct a total of 1.46 crores rural houses since April 1, 2014, vis-à-vis 1.9 crores houses by UPA in 10 years (annual average of 29 lakh houses by NDA vs 19 lakhs for UPA)! For urban housing, 19.05 lakhs have already been constructed, construction has started for additional 25.06 lakhs houses and sanction has been provided for an additional 35.68 lakhs.



From: [Rural Housing](#) Ministry for NDA data & [Planning Commission for UPA](#) data.

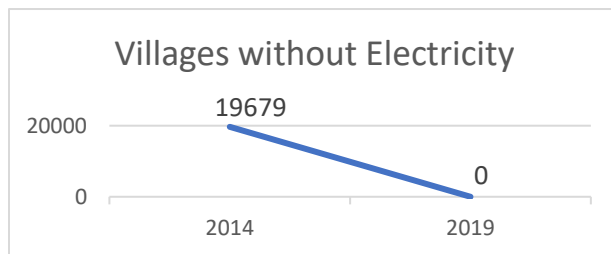
Comparison of Performance of NDA & UPA-2 Social Sector

4. Irrigation Scheme (including Drip irrigation) – This scheme by PM Modi has brought almost the same area under irrigation in first 5 years of NDA’s rule that UPA took all of 10 years to provide irrigation! On an average, UPA provided irrigation to 3.77 lakh hectares every year, while NDA has provided irrigation to 7.09 lakh hectare per year.

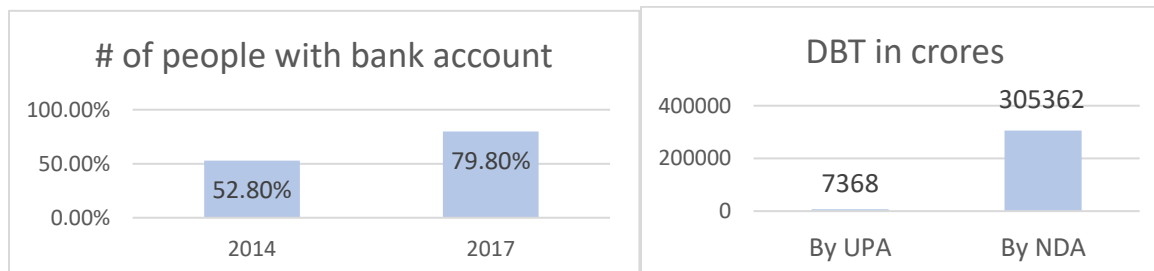


Data from [PMKSY portal](#)

5. Rural Electrification (Gram Jyoti Yojana) – In April 2015, there were 19679 villages without an electricity connection. Now, there is not a single inhabited village that does not have electricity connection. It is amazing that 68 years after independence, we still had 20K villages without a necessity.



6. Jan Dhan – Financial Inclusion - The coverage of citizens having a bank account has gone up from 52.8% to 79.8% in 2017 as per [World Bank report](#).



Data from [World Bank report](#)

Using this infrastructure, the government has paid a total 312730 crores directly to the account of the beneficiary, instead of using corrupt middlemen. (from <https://dbtbharat.gov.in/>)

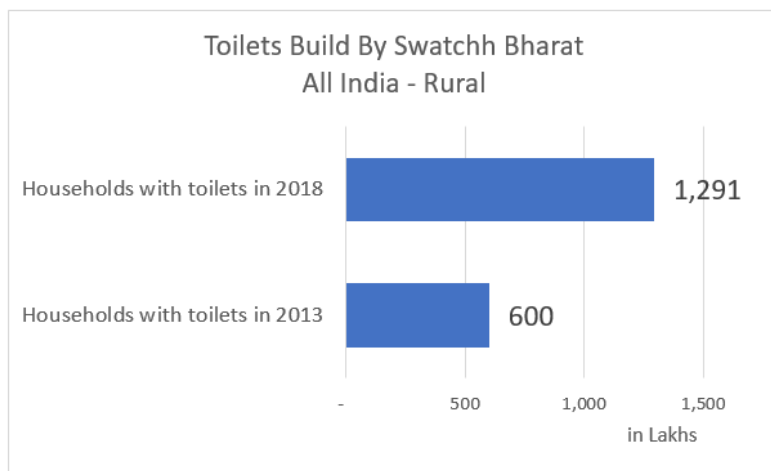
Comparison of Performance of NDA & UPA-2 Social Sector

7. Ayushman Bharat – Health Insurance of Rs. 5 lakhs per household that was introduced in 2018, has already benefited 18.35 lakhs citizens of India, who have taken advantage of this scheme to get needed medical treatment.

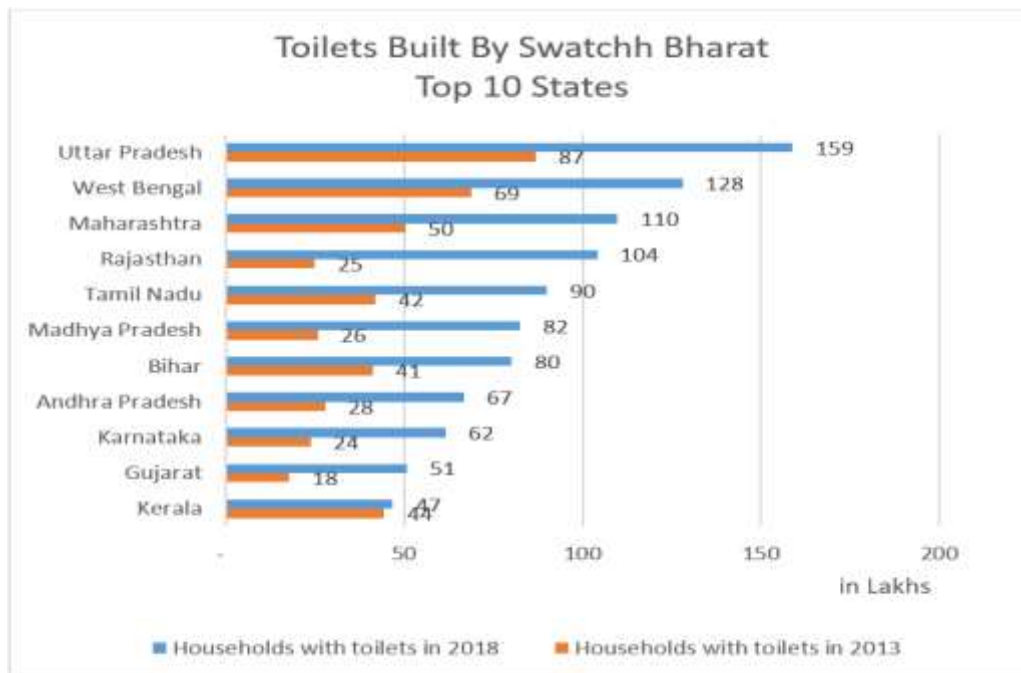
For each of the above assertions, following pages provide details and analysis:

Swachh Bharat

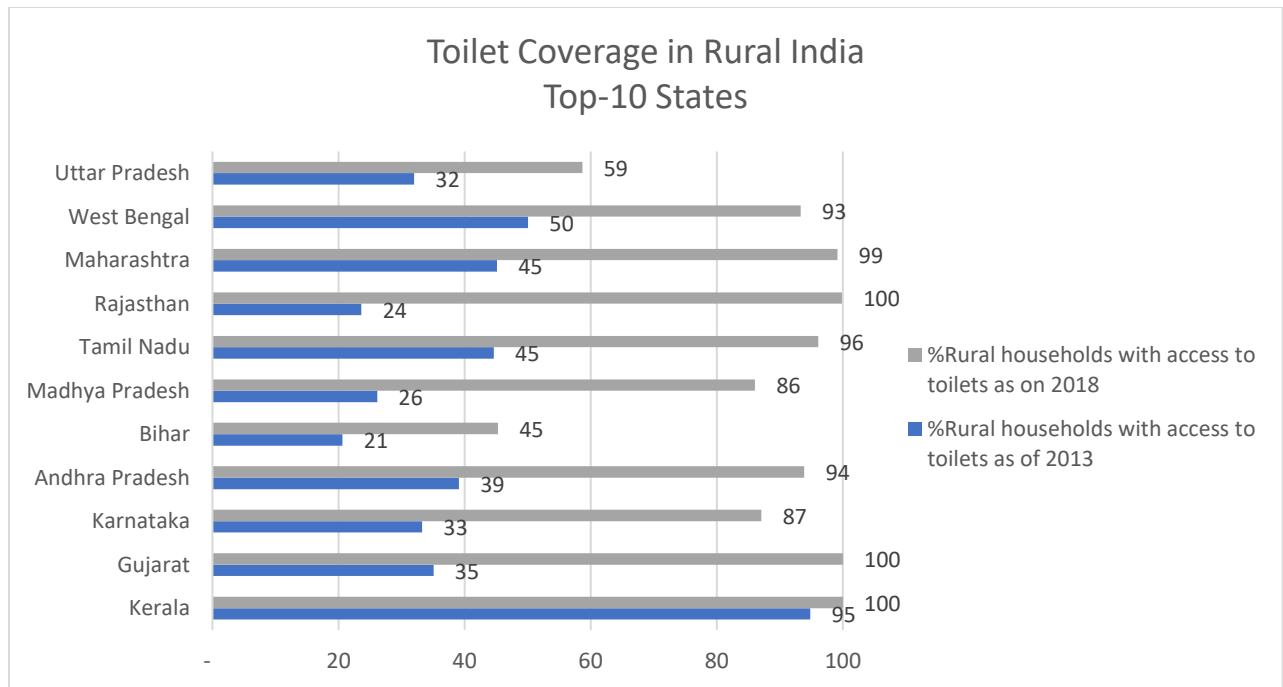
Overall, the NDA government has doubled the number of household in India in these 5 years.



Let's look at numbers for the largest 10 states (from: data.gov.in):



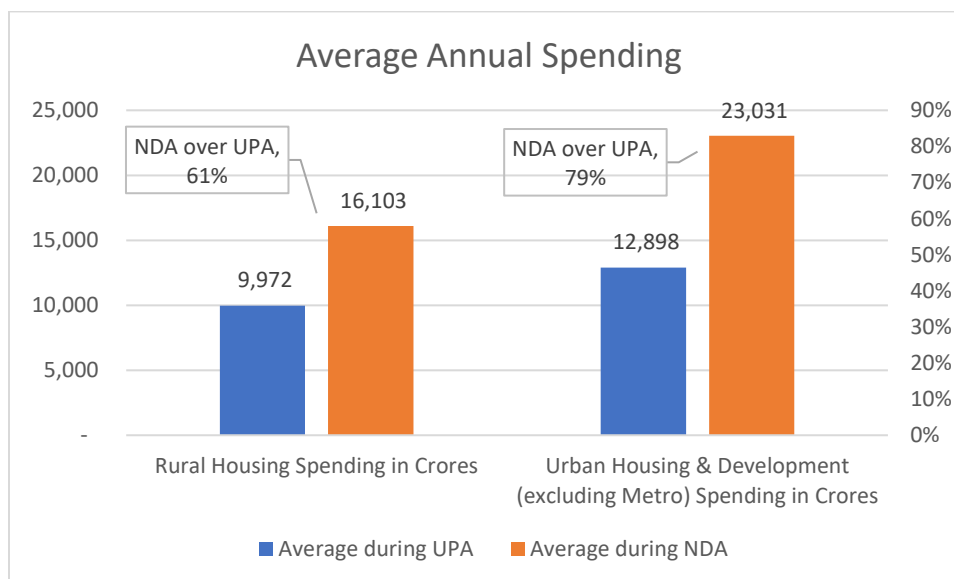
Comparison of Performance of NDA & UPA-2 Social Sector



Other than UP & Bihar, most states are 90% or above covered. Even in UP & Bihar, the coverage has almost doubled, having gone up from 32% & 21% to 59% and 45% respectively.

Housing & Urban Development

As you can see, the government has spent a substantially higher amount of money on housing and development. There are many projects going on throughout the country and under Pradhan Mantri Awas Yojana, the government has already helped people build millions of houses. In rural sector, government has constructed a total of 1.46 crores houses since April 1, 2014.



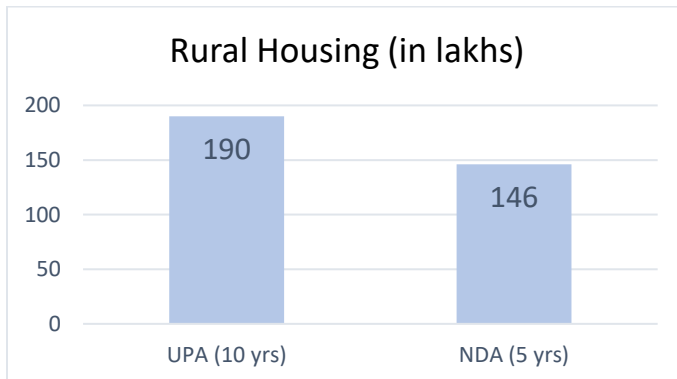
Data from [budget documents](#)

Comparison of Performance of NDA & UPA-2 Social Sector

	Rural Housing Spending in Crores	Urban Housing & Development (excluding Metro) Spending in Crores
2009-10	8,800	13,292
2010-11	10,337	11,827
2011-12	9,872	16,710
2012-13	7,869	8,043
2013-14	12,982	14,620
2014-15	11,096	18,094
2015-16	10,116	21,990
2016-17	16,070	21,620
2017-18	22,616	26,083
2018-19	20,616	27,365
Average during UPA	9,972	12,898
Average during NDA	16,103	23,031
NDA over UPA	61%	79%

Data from [budget documents](#)

For rural housing, the government has helped construct a total of 1.46 crores rural houses since April 1, 2014, vis-à-vis 190 lakhs houses by UPA in 10 years (annual average of 29 lakh houses by NDA vs 19 lakhs for UPA)!



From: [Rural Housing](#) Ministry for NDA data & [Planning Commission for UPA](#) data.

For urban housing, the government has already built 19 lakh houses and is working to meet the target of providing everyone a pucca house before 2022.

Urban Housing	# of houses
Total Houses Sanctioned	7,978,066
Construction Started	4,411,410
Houses Completed	1,905,379

Note: Data from Ministry of Housing and Urban Affairs

Comparison of Performance of NDA & UPA-2 Social Sector

Ujjwala Scheme – Gas Connection

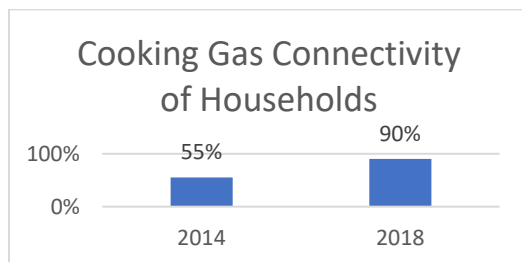
Free cooking gas connectivity (followed by subsidized gas refill) has been provided to 5.8 crore households. This has reduced the number of household with no gas connection from 12.1 crores in 2014 to 3.1 crore in 2015.

Ujjwala Scheme	Million
No of houses without LPG in 2014	121
Houses that are provided in connection in last 3 years	120
LPG connection provided by Ujjawala scheme as of Oct 2018	58
# of houses still without LPG	31
Total # Of households in 2014	270
Penetration in 2014	55%
Total # Of households in 2018	300
Penetration in 2018	90%
Increase in Penetration	62%
Houses with Ujjwala connection that did a refill of cylinder	80%

Note: from this report in [Times of India](#) and similar other reports.

And these connection have not gone waste for most part as 80% of household have refilled their cylinder.

It is a major achievement that the government has reached out to 5.8 crore households under the scheme and at least 4 crore more household to convince them to move away from wood burning and kerosene stoves to more health and environmentally alternative. Remember that this country had approximately 27 crore households in 2014, of which almost half of them did not have a cooking gas connection! That's the progress of last 68 years, and the penetration has gone up from 55% to 90%!



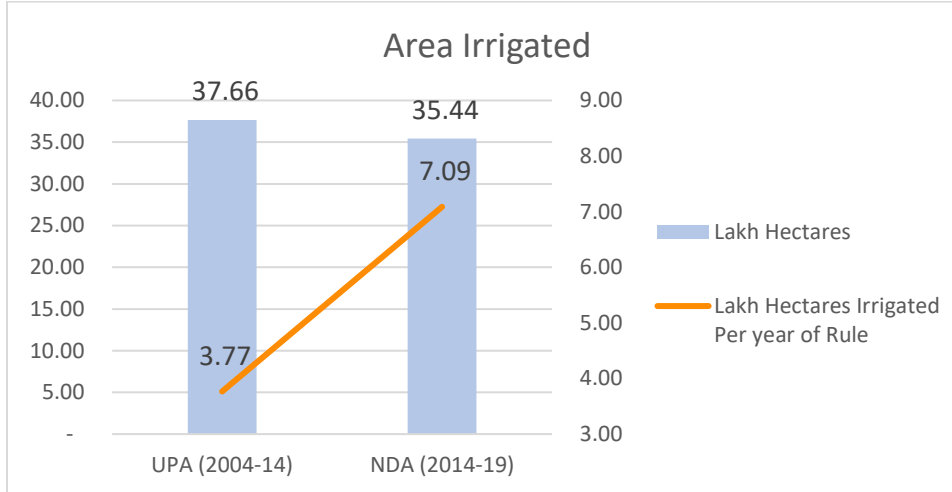
Imagine the relief of crores of poor ladies who do not have to deal with smoke or burning wood or smell of kerosene!

Comparison of Performance of NDA & UPA-2 Social Sector

Irrigation Scheme – Pradhan Mantri Kisan Sinchai Yojana

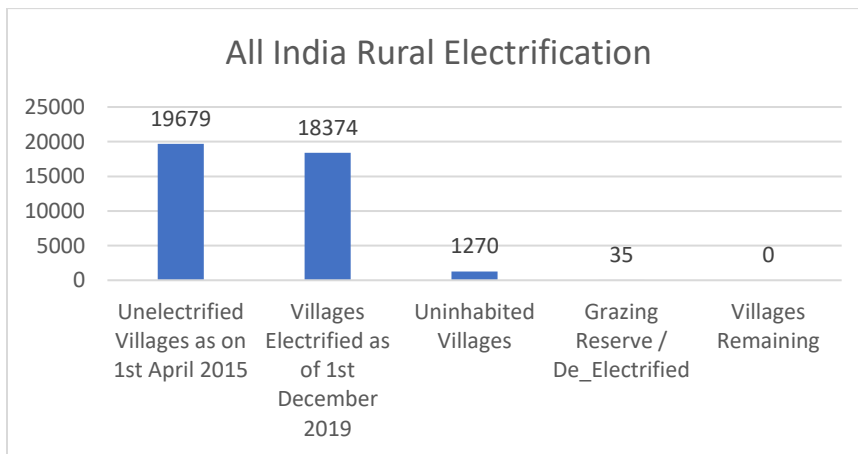
Irrigation Scheme - PMKSY	# of Years	Lakh Hectares	Per year of Rule
Area Irrigated during UPA 1 & 2 (2004-05 to 2013-14)	10	37.66	3.77
Area irrigated during NDA (2014-15 to 2017-2018)	5	35.44	7.09
Per-year performance (NDA vs UPA)			88%

Note: Data from Ministry of Agriculture/PMKSY



On an average, UPA provided irrigation to 3.77 lakh hectares every year, while NDA has provided irrigation to 7.09 lakh hectare per year. This is 88% better performance by NDA vis-à-vis UPA. The opposition talks of farmer distress but does not want to see the actual work being done by the government to improve the conditions of the farmers.

Rural Electrification (Gram Jyoti Yojana)



From: garvujala .gov.in

Comparison of Performance of NDA & UPA-2 Social Sector

On rural electrifications front, there were about 18K villages yet to be electrified 67 years after independence. NDA government has electrified each and every one of them in last 5 years.

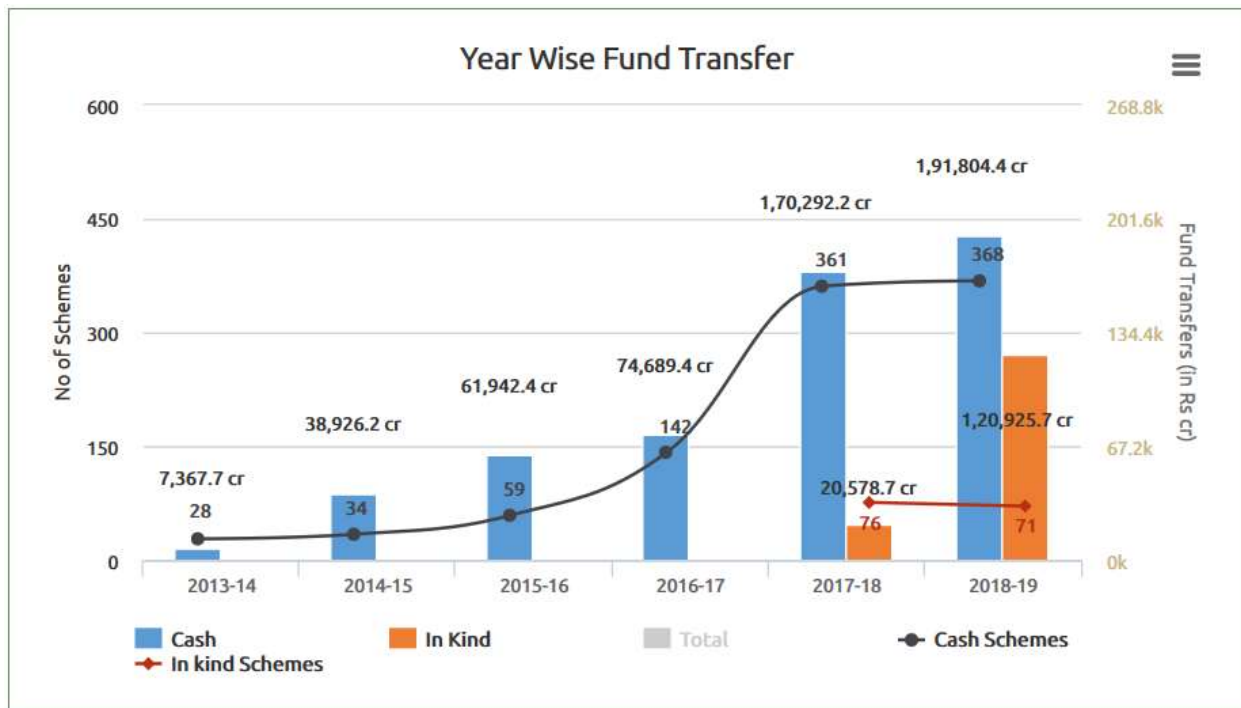
To be fair, UPA government did push this cause under RGGVY scheme and electrified about 85000 villages. But, it's still a shame that there were 18K villages without access to electricity 67 years after independence.

Jan Dhan – Financial Inclusion

These scheme has benefited 35.12 crore people, who no longer have to store their hard-earned money at home. And this has brought an addition 95K crores in the banking system.

Rural Beneficiaries	Urban Beneficiaries	Number of Total Beneficiaries	Deposits in Accounts(In Crore)	Rupay Debit Cards issued
20.84	14.33	35.16	95382.14	27.83

Using this infrastructure, the government has started using Direct Benefit Transfer in a big way and that clearly reduces corruption substantially.



From dbtbharat.gov.in.

Comparison of Performance of NDA & UPA-2 Social Sector

Ayushman Bharat

Health Insurance of Rs. 5 lakhs per household that was introduced in 2018, has already benefited 18.35 lakhs citizens of India, who have taken advantage of this scheme to get needed medical treatment.

A total of 2.89 crore people have been given cards that they can use at the hospital to get medical benefit.

There is not equivalent health scheme for India by UPA, so there is comparative data here.

You can see this information at <https://www.pmjay.gov.in/>.